

## DEMOGRAPHIC SNAPSHOT



**48 Years**

Median age of Households maintainer (91)



**54.7%**

Couples With Children at Home (**112**)



**75.8%**

Visitors were Locals who travelled within 40 Km.



**\$146,484**

Household Income (106)



**49.5%**

Belong to a Visible Minority group (102)



**3 People +**

53.2% of Households have 3 people and more (**119**)



**42.2%**

Born outside of Canada (100)



**13.7%**

Work in Business/ Finance (**111**) & 12.5% in Sales/Service (97)

## VISITOR'S TOP TEN CITY/FORWARD SORTATION AREAS (FSA)

BM ONTARIO

Name (CITY)	Count	%	Name (FSA)	Count	%
Brock, ON (TP)	799,199	48.57	L0K (Coldwater, ON)	816,568	49.87
Georgina, ON (T)	163,245	9.92	L0E (Sutton West, ON)	171,258	10.46
Kawartha Lakes, ON (CY)	130,771	7.95	K0M (Bobcaygeon, ON)	111,693	6.82
Toronto, ON (C)	89,412	5.43	L3V (Orillia, ON)	41,615	2.54
Ramara, ON (TP)	49,161	2.99	L3Z (Bradford, ON)	36,447	2.23
Bradford West Gwillimbury, ON (T)	37,791	2.30	L9P (Uxbridge, ON)	29,368	1.79
Uxbridge, ON (TP)	34,653	2.11	L0B (Orono, ON)	28,169	1.72
Scugog, ON (TP)	33,489	2.04	L4P (Keswick, ON)	21,478	1.31
Orillia, ON (CY)	29,909	1.82	L4A (Stouffville, ON)	16,196	0.99
Newmarket, ON (T)	20,735	1.26	L3X (Newmarket, ON)	13,424	0.82

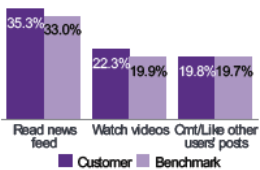
## SOCIAL MEDIA HIGHLIGHTS



**FACEBOOK**

72.6% currently use  
Index: 100

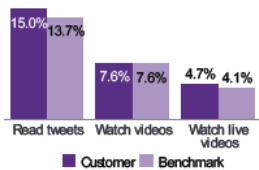
Top Activities (Daily)



**TWITTER**

31.0% currently use  
Index: 110

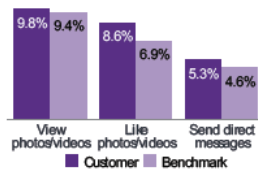
Top Activities (Daily)



**INSTAGRAM**

48.6% currently use  
Index: 108

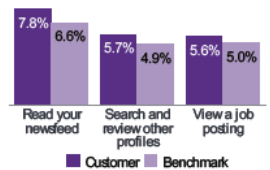
Top Activities (Daily)



**LINKEDIN**

48.8% currently use  
Index: 106

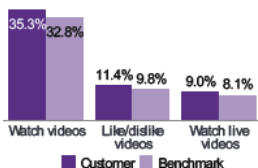
Top Activities (Weekly)



**YOUTUBE**

74.5% currently use  
Index: 102

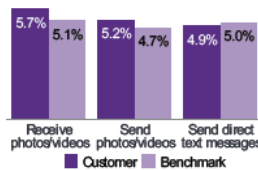
Top Activities (Daily)



**SNAPCHAT**

12.1% currently use  
Index: 105

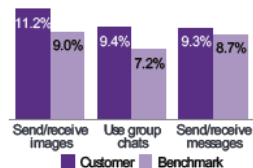
Top Activities (Weekly)



**WHATSAPP**

64.7% currently use  
Index: 108

Top Activities (Daily)





## DEMOGRAPHIC SNAPSHOT



**51 Years**

Median age of Households maintainer (97)



**51.3%**

Couples With Children at Home (105)



**81.5%**

Visitors were Locals who travelled within 40 Km.



**\$135,908**

Household Income (98)



**40.3%**

Belong to a Visible Minority group (85)



**3 People +**

52.4% of Households have 3 people and more (117)



**32.4%**

Born outside of Canada (78)



**13.1%**

Work in Sales/ Service (102) & 11.4% in Business/Finance (93)



## VISITOR'S TOP TEN CITY/FORWARD SORTATION AREAS (FSA)

BM ONTARIO

Name (CITY)	Count	%	Name (FSA)	Count	%
Brock, ON (TP)	180,561	49.07	L0E (Sutton West, ON)	170,662	46.41
Kawartha Lakes, ON (CY)	91,821	24.95	K0M (Bobcaygeon, ON)	64,866	17.64
Georgina, ON (T)	16,325	4.44	K9V (Lindsay, ON)	26,171	7.12
Peterborough, ON (CY)	6,504	1.77	L0K (Coldwater, ON)	16,002	4.35
London, ON (CY)	6,272	1.70	L0C (Sunderland, ON)	15,043	4.09
Oshawa, ON (CY)	6,120	1.66	N5W (London, ON)	6,028	1.64
Scugog, ON (TP)	6,060	1.65	L0B (Orono, ON)	4,580	1.25
Newmarket, ON (T)	5,067	1.38	L3V (Orillia, ON)	4,290	1.17
Uxbridge, ON (TP)	4,235	1.15	L3Y (Newmarket, ON)	4,233	1.15
Toronto, ON (C)	4,114	1.12	L9P (Uxbridge, ON)	3,689	1.00



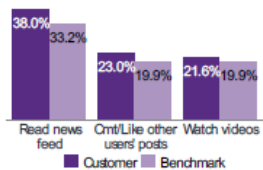
## SOCIAL MEDIA HIGHLIGHTS



**FACEBOOK**

75.8% currently use  
Index: 104

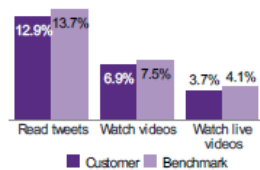
Top Activities (Daily)



**TWITTER**

27.7% currently use  
Index: 99

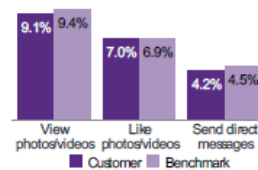
Top Activities (Daily)



**INSTAGRAM**

42.7% currently use  
Index: 96

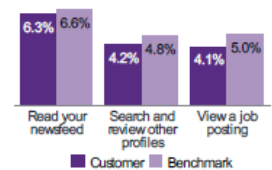
Top Activities (Daily)



**LINKEDIN**

42.1% currently use  
Index: 92

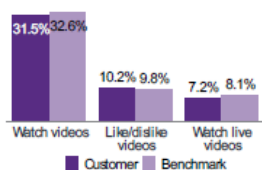
Top Activities (Weekly)



**YOUTUBE**

71.5% currently use  
Index: 98

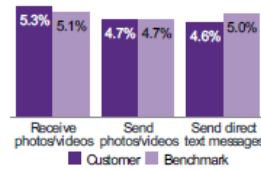
Top Activities (Daily)



**SNAPCHAT**

11.3% currently use  
Index: 98

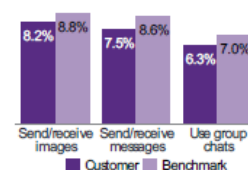
Top Activities (Weekly)



**WHATSAPP**

53.8% currently use  
Index: 91

Top Activities (Daily)





## DEMOGRAPHIC SNAPSHOT



**53 Years**

Median age of Households maintainer (99)



**50.3%**

Couples With Children at Home (105)



**65.8%**

Visitors were Locals who travelled within 40 Km.



**\$134,594**

Household Income (99)



**46.8%**

Belong to a Visible Minority group (102)



**3 People +**

49.6% of Households have 3 people and more (114)



**37.7%**

Born outside of Canada (93)



**13.5%**

Work in Sales/ Service (104) & 11.9% in Business/Finance (98)



## VISITOR'S TOP TEN CITY/FORWARD SORTATION AREAS (FSA)

BM ONTARIO

Name (CITY)	Count	%	Name (FSA)	Count	%
Brock, ON (TP)	282,279	27.48	L0C (Sunderland, ON)	228,414	22.38
Kawartha Lakes, ON (CY)	171,992	16.74	K0M (Bobcaygeon, ON)	91,992	9.01
Uxbridge, ON (TP)	83,413	8.12	K9V (Lindsay, ON)	79,808	7.82
Toronto, ON (C)	62,998	6.13	L9P (Uxbridge, ON)	78,249	7.67
Scugog, ON (TP)	58,036	5.65	L0E (Sutton West, ON)	65,948	6.46
Whitby, ON (T)	45,130	4.39	L0K (Coldwater, ON)	49,289	4.83
Georgina, ON (T)	34,819	3.39	L0B (Orono, ON)	29,884	2.93
Oshawa, ON (CY)	28,143	2.74	L9L (Port Perry, ON)	17,645	1.73
Ajax, ON (T)	25,269	2.46	L1M (Whitby, ON)	14,996	1.47
Pickering, ON (CY)	24,974	2.43	L1N (Whitby, ON)	13,922	1.36



## SOCIAL MEDIA HIGHLIGHTS

